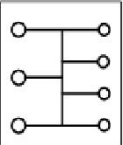
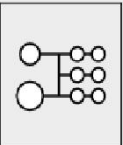
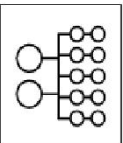
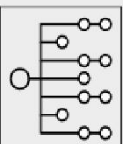


Modelos disponibles

Código	Corriente (A)	Entradas	Especificación del cable de entrada		Salidas	Especificación del cable de salida		Esquema de conexiones
			mm	AWG		mm	AWG	
9D.01.5.080.0304	80	3	16	6	4	6	10	
9D.01.5.125.0206	125	2	35	2	6	16	6	
9D.01.5.175.0210	175	2	70	2/0	10	16	6	
9D.01.5.250.0111	250	1	120	250 Kcmil	11	35	2	
9D.01.5.400.0111	400	1	185	400 Kcmil	11	35	2	