





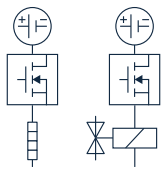

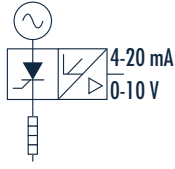

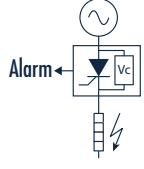
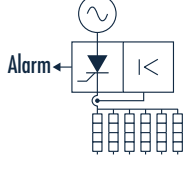
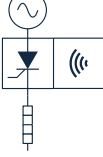
## Overview

# Solid state relays

# Overview

## Solid state relays

### Function table

	Panel mount			DIN-Rail mount			PCB
	1-phase	2-pole	3-phase	1-phase	3-phase, 2-pole	3-phase	1-phase
Heater switching 	RF1 RA / RA60 RS1 RGS1 RM1 / RAM1	RA2A RKD2 RK2	RZ3A	RGC1 RGH1	RGC2A	RGC3A RGCM3A	RP1 RP..10
Motor switching 	RGS1 RM1	RA2A	RZ3A	RGC1 RGH1	RGC2A	RGC3A RGCM3A	RP1 RP..10
DC switching 	RM1D RGS1D			RGC1D			RP1D
Peak switching 	RM1C						
Proportional controllers 	RM1E RGS1P			RGC1P	RGC2P	RGC3P	
Soft starting 	RGS1P.K			RGC1P.K		RGC3P	
System monitoring 	RA..S RGS1..M			RGC1..M	RGC2..M	RGC3..M	
Current monitoring 	RGS1S			RGC1S			
Communication interface 				NRG			

## Specification table

Ratings (Amps)		10	15	20	25	30	40	50	55	65	75	90	100	110	125			
Panel mount	RA	Flat top, 480 VAC			▼			▼				▼						
	RA60	Flat top, 1600 Vp, 600 VAC						▼				▼		▼				
	RA..S	System monitoring, 480 VAC				▼		▼						▼				
	RA2A	FASTONs, 600 VAC				▼	▼											
	RAM1	VDE, 690 VAC				▼		▼			▼		▼		▼			
	RAM1..G	VDE, IEC 60335-1, 600 VAC				▼		▼					▼		▼			
	RF1	FASTONs, 280 VAC				▼												
	RGS1..E	E layout, 690 VAC				▼			▼			▼	▼					
	RGS1..U	U layout, 600VAC					▼											
	RGS1..M	System monitoring, 600 VAC				▼			▼				▼					
	RGS1D	1000 VDC		▼		▼												
	RGS1P	Analog input, 600 VAC							▼				▼					
	RGS1P..K	Soft start, 600 VAC							▼				▼					
	RGS1S..E	E layout, Current monitoring					▼						▼					
	RGS1S..U	U layout, Current monitoring									▼							
	RK2	Screws, common control							▼			▼						
	RKD2	Screws, 600 VAC							▼			▼						
	RM1	1400V blocking, 690 VAC				▼			▼			▼		▼				
	RM1C	Peak switching, 600 VAC				▼			▼			▼		▼				
	RM1D	DC switching, 60, 200, 500 VDC	▼		▼				▼					▼				
	RM1E	Phase angle, 600 VAC				▼			▼					▼		▼		
	RS1	No varistor, 480 VAC				▼		▼										
	RS1..E	Triac output, 480 VAC				▼		▼										
	RZ3A	3-phase, 3-pole, 690 VAC				▼				▼		▼						
	Ratings (Amps)		10	15	20	23	25	30	37	40	43	50	60	63	65	75	85	
DIN-Rail mount	NRG	Modbus, PROFINET, EtherNet/IP				▼	▼	▼		▼				▼				
	RGC1..E	E layout, 600 VAC		▼	▼	▼	▼	▼	▼	▼		▼		▼				
	RGC1..EP	Integrated OTP					▼			▼				▼		▼		
	RGC1..U	U layout, 600VAC		▼	▼	▼	▼		▼	▼		▼		▼				
	RGC1..UP	Integrated OTP							▼			▼				▼		
	RGC1..M	System monitoring, 600 VAC			▼		▼	▼			▼			▼				
	RGC1D	1000 VDC		▼														
	RGC1P	Analog input, 600 VAC		▼				▼		▼	▼			▼				
	RGC1P..K	Soft start, 600 VAC						▼		▼				▼				
	RGC1S..E	E layout, Current monitoring				▼	▼	▼			▼				▼	▼		
	RGC1S..U	U layout, Current monitoring									▼				▼			
	RGC2A	3-phase, 2-pole, 600 VAC	▼				▼			▼						▼		
	RGC2A..M	System monitoring, 600 VAC					▼			▼						▼		
	RGC2P	Analog input, 600 VAC		▼			▼			▼						▼		
	RGC3A	3-phase, 3-pole, 600VAC	▼		▼		▼	▼		▼					▼			
	RGC3A..M	System monitoring, 600 VAC			▼		▼	▼							▼			
	RGC3P	Analog input, 600 VAC			▼			▼							▼			
	RGCM3A	3-phase, 3-pole 45 mm wide		▼														
	RGH1..E	E layout, 1600 Vp, 690 VAC				▼		▼		▼			▼					
	RGH1..U	U layout, 1600 Vp, 690 VAC								▼			▼					
Ratings (Amps)											1	3	4	5	6	8	10	
PCB	RP1, RP..10	Triac, 480 VAC											▼		▼	▼		▼
	RP1D	60 VDC, 350 VDC										▼		▼				▼

# Overview

## Solid state relays

### 1-phase switching



Family	RP1	RP.10	RF1	RA	RA60
Maximum output ratings	up to 530 VAC, 5.5 AAC	up to 530 VAC, 10 AAC	up to 280 VAC, 25 AAC	up to 530 VAC, 90 AAC	up to 660 VAC, 110 AAC
Control voltage	4-32 VDC	4-32 VDC	5 / 12 / 24 VDC	3-32 VDC 10-90 VAC/DC, 90-280 VAC/DC	4.5-32 VDC
Width x Height x Depth (mm)	10.5 x 25 x 43	22 x 37 x 43	21 x 36 x 24	45 x 58 x 29	45 x 58 x 29
Certifications	CE - cURus - VDE - EAC	CE - cURus - EAC	CE - cURus - CSA - VDE - EAC	CE - cURus - CSA - EAC	CE - cURus - CSA - EAC
Features	<ul style="list-style-type: none"> <li>• PCB mount</li> <li>• RP..M, DIN accessory</li> </ul>	<ul style="list-style-type: none"> <li>• PCB mount</li> <li>• 25A with forced cooling</li> </ul>	<ul style="list-style-type: none"> <li>• Conforms to EN 60335-1</li> <li>• UL 100,000 cycle test</li> </ul>	<ul style="list-style-type: none"> <li>• Flat mounting surface</li> </ul>	<ul style="list-style-type: none"> <li>• 1600 Vp blocking</li> <li>• Varistor protection</li> </ul>
Typical part number	<b>RP1 A 23 D 5</b>	<b>RP1 A 23 D 10</b>	<b>RF1 A 23 D 25</b>	<b>RA 24 25 -D 06</b>	<b>RA 60 50 -D 16</b>

### 1-phase switching



Family	RS1..E	RS1	RM1	RAM1	RAM1..G
Maximum output ratings	up to 530 VAC, 40 AAC	up to 530 VAC, 40 AAC	up to 660 VAC, 100 AAC	up to 750 VAC, 125 AAC	up to 660 VAC, 125 AAC
Control voltage	3-32 VDC 80-250 VAC	4-32 VDC 18-36 VAC/DC	4-32 VDC 20-280 VAC / 22-48 VDC	4-32 VDC 20-280 VAC / 22-48 VDC	4-32 VDC 20-280 VAC / 22-48 VDC
Width x Height x Depth (mm)	45 x 58 x 29	45 x 58 x 29	45 x 58 x 29	45 x 58 x 29	45 x 58 x 29
Certifications	CE - cURus - CSA - EAC	CE - cURus - CSA - EAC	CE - cURus - CSA - CCC - EAC	CE - cURus - CSA - CCC - VDE - EAC	CE - cURus - CSA - CCC - VDE - EAC
Features	<ul style="list-style-type: none"> <li>• Triac output</li> <li>• Varistor protection</li> </ul>	<ul style="list-style-type: none"> <li>• 1200 Vp blocking</li> </ul>	<ul style="list-style-type: none"> <li>• 1400 Vp blocking</li> <li>• Varistor protection</li> </ul>	<ul style="list-style-type: none"> <li>• 1200 Vp blocking</li> <li>• Optional protection</li> </ul>	<ul style="list-style-type: none"> <li>• Conforms to EN 60335-1</li> <li>• Varistor protection</li> </ul>
Typical part number	<b>RS1 A 40 D 25 E</b>	<b>RS1 A 40 D 25</b>	<b>RM1 A 23 D 25</b>	<b>RAM1 A 60 D 25</b>	<b>RAM1 A 60 D 25 G</b>

### 1-phase switching



Family	RGS1..E	RGS1..U	RGC1..E	RGC1..U	RGH1
Maximum output ratings	up to 750 VAC, 90 AAC	up to 660 VAC, 30 AAC	up to 660 VAC, 85 AAC	up to 660 VAC, 85 AAC	up to 750 VAC, 60 AAC
Control voltage	4-32 VDC 20-275 VAC / 24-190 VDC	4-32 VDC 20-275 VAC / 24-190 VDC	4-32 VDC 20-275 VAC / 24-190 VDC	4-32 VDC 20-275 VAC / 24-190 VDC	4-32 VDC 20-275 VAC / 24-190 VDC
Width x Height x Depth (mm)	17.8 x 90 x 51	17.8 x 90 x 51	17.8 up to 70 width	17.8 up to 70 width	17.8 up to 70 width
Certifications	CE - cURus - CSA - EAC - VDE	CE - cURus - CSA - EAC - VDE	CE - cULus - EAC - VDE - GL*	CE - cULus - EAC - VDE - GL*	CE - cULus - EAC - VDE
Features	<ul style="list-style-type: none"> <li>• Varistor protection</li> <li>• 18,000 A<sup>2</sup>s for I<sup>2</sup>t</li> </ul>	<ul style="list-style-type: none"> <li>• Varistor protection</li> <li>• Slim U-type platform</li> </ul>	<ul style="list-style-type: none"> <li>• Varistor protection</li> <li>• 100 kA UL508 SCCR</li> </ul>	<ul style="list-style-type: none"> <li>• Varistor protection</li> <li>• 100 kA UL508 SCCR</li> </ul>	<ul style="list-style-type: none"> <li>• Varistor protection</li> <li>• 1600 Vp blocking</li> </ul>
Typical part number	<b>RGS1 A 60 D 50 K K E</b>	<b>RGS1 A 60 D 30 K G U</b>	<b>RGC1 A 60 D 25 K K E</b>	<b>RGC1 A 60 D 25 K G U</b>	<b>RGH1 A 60 D 41 K G E</b>

Red digits are changeable. Refer to datasheet / SCCR = Short Circuit Current Rating / \*GL approval up to 30 A

CARLO GAVAZZI Automation Components. Specifications are subject to change without notice. Illustrations are for example only.

# Solid state relays

## 2-pole switching



Family	<b>RA2A</b>	<b>RA2A..C</b>	<b>RKD2</b>	<b>RK2</b>
Maximum output ratings	up to 660 VAC, 40 AAC	up to 660 VAC, 40 AAC	up to 660 VAC, 75 AAC	up to 660 VAC, 75 AAC
Control voltage	4.5-32 VDC	4.5-32 VDC	4-32 VDC	4-32 VDC
Width x Height x Depth (mm)	45 x 58 x 32	45 x 58 x 35	45 x 58 x 33 / 44	45 x 58 x 33 / 44
Certifications	CE - cURus - CSA - EAC	CE - cURus - EAC	CE - cURus - CSA - VDE - EAC	CE - cURus - CSA - VDE - EAC
Features	<ul style="list-style-type: none"> <li>• Fastons for quick setup</li> <li>• 'M' option for inductive loads</li> </ul>	<ul style="list-style-type: none"> <li>• Varistor protection</li> <li>• 4-pin header for control</li> </ul>	<ul style="list-style-type: none"> <li>• Transil protection</li> <li>• Conforms to EN 60335-1</li> </ul>	<ul style="list-style-type: none"> <li>• Common control</li> <li>• Conforms to EN 60335-1</li> </ul>
Typical part number	<b>RA2A 23 D 25 M</b>	<b>RA2A 23 D 25 C</b>	<b>RKD2 A 60 D 50 P</b>	<b>RK2 A 60 D 50 P</b>

## 3-phase switching



Family	<b>RGC2A</b>	<b>RZ3A</b>	<b>RGCM3A</b>	<b>RGC3A</b>
Maximum output ratings	up to 660 VAC, 75 AAC	up to 750 VAC, 75 AAC	up to 660 VAC, 15.5 AAC	up to 660 VAC, 65 AAC
Control voltage	5-32 VDC 20-275 VAC / 24-190 VDC	4-32 VDC 24-275 VAC / 24-50 VDC	5-32 VDC 20-275 VAC / 24-190 VDC	5-32 VDC 20-275 VAC / 24-190 VDC
Width x Height x Depth (mm)	54 up to 72 width	103 x 74 x 41	45 x 105 x 105	54 up to 72 width
Certifications	CE - cULus - VDE* - CCC - EAC	CE - cURus - CSA - EAC	CE - cULus - EAC	CE - cULus - VDE* - CCC - EAC
Features	<ul style="list-style-type: none"> <li>• 100 kA UL508 SCCR</li> <li>• Varistor protection</li> </ul>	<ul style="list-style-type: none"> <li>• 1600 V<sub>r</sub> blocking</li> <li>• Optional integrated OTP</li> </ul>	<ul style="list-style-type: none"> <li>• 45 mm product width</li> <li>• Varistor protection</li> </ul>	<ul style="list-style-type: none"> <li>• 100 kA UL508 SCCR</li> <li>• Varistor protection</li> </ul>
Typical part number	<b>RGC2 A 60 D 40 KGE</b>	<b>RZ3 A 60 D 55</b>	<b>RGCM3 A 60 D 15 GKE</b>	<b>RGC3 A 60 D 30 KGE</b>

## Proportional controllers



Family	<b>RM1E</b>	<b>RGS1P</b>	<b>RGC1P</b>	<b>RGC2P</b>	<b>RGC3P</b>
Maximum output ratings	up to 660 VAC, 125 AAC	up to 660 VAC, 90 AAC	up to 660 VAC, 63 AAC	up to 660 VAC, 75 AAC	up to 660 VAC, 65 AAC
Control input	4-20 mA 0-10 VDC	4-20 mA 0-10 / 0-5 / 1-5 VDC, external potentiometer	4-20 mA 0-10 / 0-5 / 1-5 VDC, external potentiometer	0-20 / 4-20 / 12-20 mA 0-10 / 0-5 / 1-5 VDC, external potentiometer	0-20 / 4-20 / 12-20 mA 0-10 / 0-5 / 1-5 VDC, external potentiometer
Width x Height x Depth (mm)	45 x 58 x 29	35.8 x 90 x 51	35.8 up to 72 width	54 up to 72 width	54 up to 72 width
Certifications	CE - cURus - CSA - EAC	CE - cURus - CSA - EAC	CE - cULus - EAC	CE - cULus - EAC - CCC	CE - cULus - EAC - CCC
Features	<ul style="list-style-type: none"> <li>• Phase angle</li> </ul>	<ul style="list-style-type: none"> <li>• Phase angle, Full cycle, Advanced full cycle, Soft start</li> </ul>	<ul style="list-style-type: none"> <li>• Phase angle, Full cycle, Advanced full cycle, Soft start</li> </ul>	<ul style="list-style-type: none"> <li>• Full cycle</li> </ul>	<ul style="list-style-type: none"> <li>• Phase angle, Full cycle, Soft start</li> </ul>
Typical part number	<b>RM1E 40 AA 50</b>	<b>RGS1P 60 V 50 E D</b>	<b>RGC1P 60 V 30 E D</b>	<b>RGC2P 60 V 40 C1 D M</b>	<b>RGC3P 60 V 30 C1 D M</b>

Red digits are changeable. Refer to data sheet / SCCR = Short Circuit Current Rating / OTP = Over Temperature Protection / \* VDE only for RGC..10

CARLO GAVAZZI Automation Components. Specifications are subject to change without notice. Illustrations are for example only.

# Solid state relays

## Integrated system monitoring



Family	<b>RA..S</b>	<b>RGS1..M</b>	<b>RGC1..M</b>	<b>RGC2A..M</b>	<b>RGC3A..M</b>
Maximum output ratings	up to 530 VAC, 110 AAC	up to 660 VAC, 90 AAC	up to 660 VAC, 65 AAC	up to 660 VAC, 75 AAC	up to 660 VAC, 65 AAC
Failure detection	Mains, load or SSR failure	Mains, load or SSR failure	Mains, load or SSR failure	Mains, Load, SSR failure or OTP	Mains, Load, SSR failure or OTP
Width x Height x Depth (mm)	45 x 58 x 29	17.8 x 90 x 82	17.8 up to 70 width	54 up to 72 width	54 up to 72 width
Certifications	CE - cURus - CSA - EAC	CE - cURus - CSA - EAC	CE - cULus - EAC	CE - cULus - CCC - EAC	CE - cULus - CCC - EAC
Features	<ul style="list-style-type: none"> <li>• DC external supply</li> <li>• NC or NO alarm o/p</li> </ul>	<ul style="list-style-type: none"> <li>• DC external supply</li> <li>• NC or NO alarm o/p</li> </ul>	<ul style="list-style-type: none"> <li>• DC external supply</li> <li>• NC or NO alarm o/p</li> </ul>	<ul style="list-style-type: none"> <li>• DC/AC external supply</li> <li>• NC or NO alarm o/p</li> </ul>	<ul style="list-style-type: none"> <li>• DC/AC external supply</li> <li>• NC or NO alarm o/p</li> </ul>
Typical part number	<b>RA 23 25 H 06 N C S</b>	<b>RGS1 A 60 D 50 K EM</b>	<b>RGC1 A 60 D 25 K EM</b>	<b>RGC2A 60 D 40 GGE DM</b>	<b>RGC3A 60 D 30 GGE DM</b>

## Integrated current monitoring

## Integrated OTP



Family	<b>RGS1S</b>	<b>RGC1S</b>	<b>RGC1..P</b>
Maximum output ratings	up to 660 VAC, 90 AAC	up to 660 VAC, 85 AAC	up to 660 VAC, 85 AAC
Failure detection	Partial Load Failure (1/6), Load or SSR failure, OTP	Partial Load Failure (1/6), Load or SSR failure, OTP	Over temperature
Width x Height x Depth (mm)	22.5 x 90 x 78	22.5 up to 70 width	22.5 up to 70 width
Certifications	CE - UR - CSA - EAC	CE - cULus - EAC	CE - cULus - EAC
Features	<ul style="list-style-type: none"> <li>• Local or remote TEACH</li> <li>• NC alarm o/p</li> </ul>	<ul style="list-style-type: none"> <li>• Local or remote TEACH</li> <li>• NC alarm o/p</li> </ul>	<ul style="list-style-type: none"> <li>• Varistor protection</li> <li>• 100kA UL508 SCCR</li> </ul>
Typical part number	<b>RGS1 S 60 D 30 G K E P</b>	<b>RGC1 S 60 D 25 G K E P</b>	<b>RGC1 A 60 D 30 G K E P</b>

## Communication interface



Family	<b>NRG - Modbus RTU</b>	<b>NRG - Modbus RTU</b>	<b>NRG - PROFINET</b>	<b>NRG - EtherNet/IP</b>
Maximum output ratings	up to 660 VAC, 65 AAC	up to 660 VAC, 65 AAC	up to 660 VAC, 65 AAC	up to 660 VAC, 65 AAC
Control input	4-32 VDC	Via communication (or 4-32 VDC)	Via communication (or 4-32 VDC)	Via communication (or 4-32 VDC)
Width x Height x Depth (mm)	17.8 up to 70mm wide	17.8 up to 70mm wide	17.8 up to 70mm wide	17.8 up to 70mm wide
Certifications	CE - cULus - EAC	CE - cULus - EAC	CE - cULus - EAC	CE - cULus - EAC
Features	<ul style="list-style-type: none"> <li>• Switching mode: ON/OFF through external control voltage</li> <li>• Read-outs: Current, Voltage, Power, Energy consumption, Running hours</li> </ul>	<ul style="list-style-type: none"> <li>• Switching mode: <b>RGC1A</b>: ON/OFF, DFC, AFC, Bust <b>RGC1P</b>: PA, ON/OFF, DFC, AFC, Burst, soft start option</li> <li>• Read-outs: Current, Voltage, Power, Energy consumption, Running hours</li> </ul>	<ul style="list-style-type: none"> <li>• Switching mode: <b>RGC1A</b>: ON/OFF, DFC, AFC, Bust <b>RGC1P</b>: PA, ON/OFF, DFC, AFC, Burst, soft start option</li> <li>• Read-outs: Current, Voltage, Power, Energy consumption, Running hours</li> </ul>	<ul style="list-style-type: none"> <li>• Switching mode: <b>RGC1A</b>: ON/OFF, DFC, AFC, Bust <b>RGC1P</b>: PA, ON/OFF, DFC, AFC, Burst, soft start option</li> <li>• Read-outs: Current, Voltage, Power, Energy consumption, Running hours</li> </ul>
Typical part number	<b>NRGC, RGC1 A 60 D 25 K EN</b>	<b>NRGC, RGC1 A 60 CM 25 K EN</b>	<b>NRGC-PN, RGC1 A 60 CM 25 K EN</b>	<b>NRGC-EIP, RGC1 A 60 CM 25 K EN</b>

Red digits are changeable. Refer to datasheet / SCCR = Short Circuit Current Rating / OTP = Over Temperature Protection / NC = Normally Closed, NO = Normally Open / PA = Phase angle / DFC = Distributed full cycle / AFC = Advanced full cycle

# Solid state relays

## Peak switching

## Soft starting





Family	<b>RM1C</b>	<b>RGS1P..K</b>	<b>RGC1P..K</b>
Maximum output ratings	up to 660 VAC, 100 AAC	up to 660 VAC, 90 AAC	up to 660 VAC, 63 AAC
Control voltage	4.25-32 VDC	19.2-28.8 VDC	19.2-28.8 VDC
Width x Height x Depth (mm)	45 x 58 x 29	35.8 x 90 x 51	35.8 up to 72 width
Certifications	CE - cURus - CSA - EAC	CE - UR - CSA - EAC	CE - cULus - EAC
Features	<ul style="list-style-type: none"> <li>Ideal for loads with power factor &gt;0.2 such as transformer switching</li> </ul>	<ul style="list-style-type: none"> <li>Ramp up time up to 5s</li> <li>Varistor protection</li> </ul>	<ul style="list-style-type: none"> <li>Ramp up time up to 5s</li> <li>Varistor protection</li> </ul>
Typical part number	<b>RM1C 40 D 100</b>	<b>RGS1P 60 K 50 ED</b>	<b>RGC1P 60 K 30 ED</b>

## DC switching



Family	<b>RP1D</b>	<b>RM1D</b>	<b>RGS1D</b>	<b>RGC1D</b>
Maximum output ratings	8A/60 VDC, 1A/350 VDC	100A/60VDC, 50A/200VDC, 10A/500VDC	up to 1000 VDC, 25 ADC	up to 1000 VDC, 15 ADC
Control voltage	4.25-32 VDC	4(4.5)-32 VDC	4.5-32 VDC	4.5-32 VDC
Width x Height x Depth (mm)	10.5 x 25 x 43	45 x 58 x 30	17.8 x 90 x 51	17.8 x 110 x 141
Certifications	CE - UR - cUR - <b>EAC</b>	CE - UR - CSA - EAC	CE - UR - CSA - EAC	CE - cULus - EAC
Features	<ul style="list-style-type: none"> <li>PCB mount</li> <li>RP..M, DIN accessory</li> </ul>	<ul style="list-style-type: none"> <li>Low power dissipation</li> <li>Up to 1kHz switching frequency</li> </ul>	<ul style="list-style-type: none"> <li>Slim platform</li> <li>IGBT output</li> </ul>	<ul style="list-style-type: none"> <li>Slim platform</li> <li>IGBT output</li> </ul>
Typical part number	<b>RP1D 060 D 8</b>	<b>RM1D 060 D 100</b>	<b>RGS1 D 1000 D 25 KKE</b>	<b>RGC1 D 1000 D 15 KKE</b>

## Accessories



Family	<b>Heatsinks</b>	<b>Other accessories</b>
Ratings	5.4 to 0.4 °C/W	-
Width x Height x Depth (mm)	-	-
Certifications	CE (RoHS conformant)	CE (RoHS conformant)
Features	<ul style="list-style-type: none"> <li>DIN mount, Panel mount and thru wall mount heatsinks</li> </ul>	<ul style="list-style-type: none"> <li>Thermal pads, Terminal adaptors, Protection covers, etc.</li> </ul>
Typical part number	<b>RHS...</b>	-

Red digits are changeable. Refer to data sheet / SCCR = Short Circuit Current Rating / SSR = Solid State Relay

CARLO GAVAZZI Automation Components. Specifications are subject to change without notice. Illustrations are for example only.



## OUR SALES NETWORK IN EUROPE

### AUSTRIA

Carlo Gavazzi GmbH  
Ketzergasse 374,  
A-1230 Wien  
Tel: +43 1 888 4112  
Fax: +43 1 889 10 53  
office@carlogavazzi.at

### BELGIUM

Carlo Gavazzi NV/SA  
Mechelsesteenweg 311,  
B-1800 Vilvoorde  
Tel: +32 2 257 4120  
Fax: +32 2 257 41 25  
sales@carlogavazzi.be

### DENMARK

Carlo Gavazzi Handel A/S  
Over Hadstenevej 40,  
DK-8370 Hadsten  
Tel: +45 89 60 6100  
Fax: +45 86 98 15 30  
handel@gavazzi.dk

### FINLAND

Carlo Gavazzi OY AB  
Ahventie, 4 B  
FI-02170 Espoo  
Tel: +358 9 756 2000  
myynti@gavazzi.fi

### FRANCE

Carlo Gavazzi Sarl  
Zac de Paris Nord II, 69, rue de la Belle Etoile,  
F-95956 Roissy CDG Cedex  
Tel: +33 1 49 38 98 60  
Fax: +33 1 48 63 27 43  
french.team@carlogavazzi.fr

### GERMANY

Carlo Gavazzi GmbH  
Pfnorstr. 10-14  
D-64293 Darmstadt  
Tel: +49 6151 81000  
Fax: +49 6151 81 00 40  
info@gavazzi.de

### GREAT BRITAIN

Carlo Gavazzi UK Ltd  
4.4 Frimley Business Park,  
Frimley, Camberley, Surrey GU16 7SG  
Tel: +44 1 276 854 110  
Fax: +44 1 276 682 140  
sales@carlogavazzi.co.uk

### ITALY

Carlo Gavazzi SpA  
Via Milano 13,  
I-20045 Lainate  
Tel: +39 02 931 761  
Fax: +39 02 931 763 01  
info@gavazziacbu.it

### NETHERLANDS

Carlo Gavazzi BV  
Wijkermeerweg 23,  
NL-1948 NT Beverwijk  
Tel: +31 251 22 9345  
Fax: +31 251 22 60 55  
info@carlogavazzi.nl

### NORWAY

Carlo Gavazzi AS  
Melkeveien 13,  
N-3919 Porsgrunn  
Tel: +47 35 93 0800  
Fax: +47 35 93 08 01  
post@gavazzi.no

### PORTUGAL

Carlo Gavazzi Lda  
Rua dos Jerónimos 38-B,  
P-1400-212 Lisboa  
Tel: +351 21 361 7060  
Fax: +351 21 362 13 73  
carlogavazzi@carlogavazzi.pt

### SPAIN

Carlo Gavazzi SA  
Avda. Iparraguirre, 80-82,  
E-48940 Leioa (Bizkaia)  
Tel: +34 94 480 4037  
Fax: +34 94 431 6081  
gavazzi@gavazzi.es

### SWEDEN

Carlo Gavazzi AB  
V:a Kyrkogatan 1,  
S-652 24 Karlstad  
Tel: +46 54 85 11 25  
Fax: +46 54 85 11 77  
info@carlogavazzi.se

### SWITZERLAND

Carlo Gavazzi AG  
Verkauf Schweiz/Vente Suisse  
Sumpfstrasse 3,  
CH-6312 Steinhausen  
Tel: +41 41 747 4535  
Fax: +41 41 740 45 40  
info@carlogavazzi.ch

## OUR SALES NETWORK IN THE AMERICAS

### USA

Carlo Gavazzi Inc.  
750 Hastings Lane,  
Buffalo Grove, IL 60089, USA  
Tel: +1 847 465 6100  
Fax: +1 847 465 7373  
sales@carlogavazzi.com

### CANADA

Carlo Gavazzi Inc.  
2660 Meadowvale Boulevard,  
Mississauga, ON L5N 6M6, Canada  
Tel: +1 905 542 0979  
Fax: +1 905 542 22 48  
gavazzi@carlogavazzi.com

### MEXICO

Carlo Gavazzi Mexico S.A. de C.V.  
Circuito Puericultores 22, Ciudad Satelite  
Naucalpan de Juárez, EDOMEX CP 53100  
Tel & Fax: +52.55.5373.7042  
mexicosales@carlogavazzi.com

### BRAZIL

Carlo Gavazzi Automação Ltda.  
Av. Francisco Matarazzo, 1752  
Conj 2108 - Barra Funda - São Paulo/SP  
Tel: +55 11 3052 0832  
Fax: +55 11 3057 1753  
info@carlogavazzi.com.br

## OUR SALES NETWORK IN ASIA AND PACIFIC

### SINGAPORE

Carlo Gavazzi Automation Singapore Pte. Ltd.  
61 Tai Seng Avenue #05-06  
Print Media Hub @ Paya Lebar iPark  
Singapore 534167  
Tel: +65 67 466 990  
Fax: +65 67 461 980  
info@carlogavazzi.com.sg

### MALAYSIA

Carlo Gavazzi Automation (M) SDN. BHD.  
D12-06-G, Block D12,  
Pusat Perdagangan Dana 1,  
Jalan PJU 1A/46, 47301 Petaling Jaya,  
Selangor, Malaysia.  
Tel: +60 3 7842 7299  
Fax: +60 3 7842 7399  
info@gavazzi-asia.com

### CHINA

Carlo Gavazzi Automation  
(China) Co. Ltd.  
Unit 2308, 23/F.,  
News Building, Block 1, 1002  
Middle Shennan Zhong Road,  
Shenzhen, China  
Tel: +86 755 83699500  
Fax: +86 755 83699300  
sales@carlogavazzi.cn

### HONG KONG

Carlo Gavazzi Automation  
Hong Kong Ltd.  
Unit No. 16 on 25<sup>th</sup> Floor, One Midtown,  
No. 11 Hoi Shing Road, Tsuen Wan,  
New Territories, Hong Kong  
Tel: +852 26261332 / 26261333  
Fax: +852 26261316

## OUR COMPETENCE CENTRES AND PRODUCTION SITES

### DENMARK

Carlo Gavazzi Industri A/S  
Hadsten

### MALTA

Carlo Gavazzi Ltd  
Zejtun

### ITALY

Carlo Gavazzi Controls SpA  
Belluno

### LITHUANIA

Uab Carlo Gavazzi Industri Kaunas  
Kaunas

### CHINA

Carlo Gavazzi Automation (Kunshan) Co., Ltd.  
Kunshan

## HEADQUARTERS

Carlo Gavazzi Automation SpA  
Via Milano, 13  
I-20045 - Lainate (MI) - ITALY  
Tel: +39 02 931 761  
info@gavazziautomation.com



**CARLO GAVAZZI**  
Automation Components

*Energy to Components!*

www.gavazziautomation.com

